

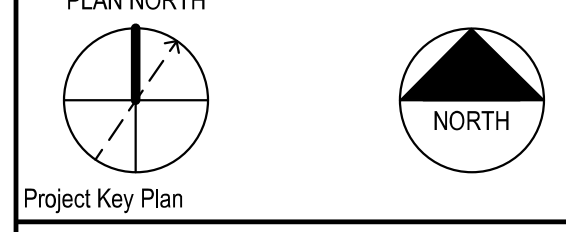
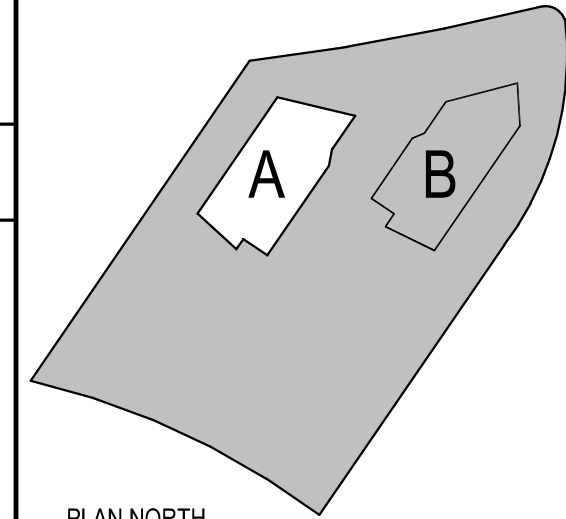
**GENERAL SHEET NOTES**

- BUILDING INTERIOR CONSTRUCTION TO INCLUDE RESTROOMS ON ALL LEVELS AND SHOWERS ON LEVEL ONE. ON ALL OTHER LEVELS COORDINATE SLAB DEPRESSIONS FOR FINISH FLOOR. ACTUAL CONSTRUCTION TO BE PROVIDED AS A PART OF THE TENANT IMPROVEMENT PACKAGE.
- ENTRY AND ELEVATOR LOBBY TO BE PROVIDED WITH TEMPORARY FIRE AND LIFE SAFETY REQUIREMENTS AS REQUIRED BY CODE. FINAL ENTRY AND ELEVATOR LOBBY PACKAGE WILL BE ISSUED AS DEFERRED SUBMITTALS.
- PROVIDE AUTOMATIC DOOR OPENER AND SECURITY CARD READER AT BUILDING MAIN ENTRY MOUNTED ON EXTERIOR BOLLARDS.
- PROVIDE FE'S AND FECS AT LOBBY AND CORE AREAS PER CODE AS LOCATED ON FIRE AND LIFE SAFETY DRAWINGS, TYP.
- PROVIDE SPRINKLER RISER DISTRIBUTION AS REQUIRED FOR FULL BUILDING. PROVIDE SPRINKLERS FOR CORE AREAS AND BUILDING LOBBY. FUTURE TENANTS TO PROVIDE FULL COVERAGE SPRINKLERS FOR REMAINING SPACE.
- CONTRACTOR TO PROVIDE FIREPROOFING AS REQUIRED.
- COORDINATE FIRE RISER LOCATION IN EXIT STAIRS AS REQUIRED.
- PROVIDE TEMP. RATED WALL AND DOOR AT ELEVATOR LOBBIES. TYP. FOR TCO.
- SEE ENLARGED PLANS FOR ADDITIONAL DIMENSIONS, TYP., UON.
- SEE ENLARGED PLANS FOR DOOR NUMBERING.
- SEE ASA-020 SERIES FOR TOP OF THE SLAB ELEVATIONS.
- SEE A-160 SERIES FOR ADDITIONAL INFORMATION ON THE GEOMETRY OF THE CURTAIN WALL.
- PROVIDE RECEPTION DESK AT MAIN LOBBY.
- PROVIDE CARD READERS AT THE FOLLOWING LOCATIONS: ENTRY DOORS, DESTINATION CONTROLS FOR ELEVATORS, INSIDE SERVICE ELEVATORS, ELEVATOR CONTROL ROOM, STAIRS AT LEVEL 1, ACCESS TO EACH LEVEL FROM STAIRWELL, SERVICE ENTRIES, EXTERIOR CHEMICAL STORAGE ROOMS, AND PARKING GARAGE ENTRIES. CONTRACTOR TO COORDINATE INSTALLATION AS REQUIRED.
- ALL WALLS TO BE TYPE AND UON.
- COORDINATE ALL CONSTRUCTION WITH MEP DESIGN BUILD WORK.
- CONTRACTOR TO REVIEW SIZE AND INSTALLATION OF ALL ACCESS PANELS WITH ARCHITECT PRIOR TO INSTALLATION.

**Flad Architects**  
 650 CALIFORNIA ST.  
 17TH FLOOR  
 SAN FRANCISCO, CA  
 94108



Stamps & Approvals



Project Key Plan

Rev	Date	Description

Project Title



**Healthpeak**  
 496 Forbes Boulevard  
 South San Francisco  
 CA, 94080

Project Phase  
 ISSUED FOR PERMIT

Date	07/15/21	Drawn By	FLAD
Project Number	19418-33	Checked By	FLAD

Sheet Title  
**OVERALL PLANS - BUILDING A - LEVEL 1 & 2**

Sheet Number	AA-021	Package No.	5	Rev. No.	
--------------	--------	-------------	---	----------	--

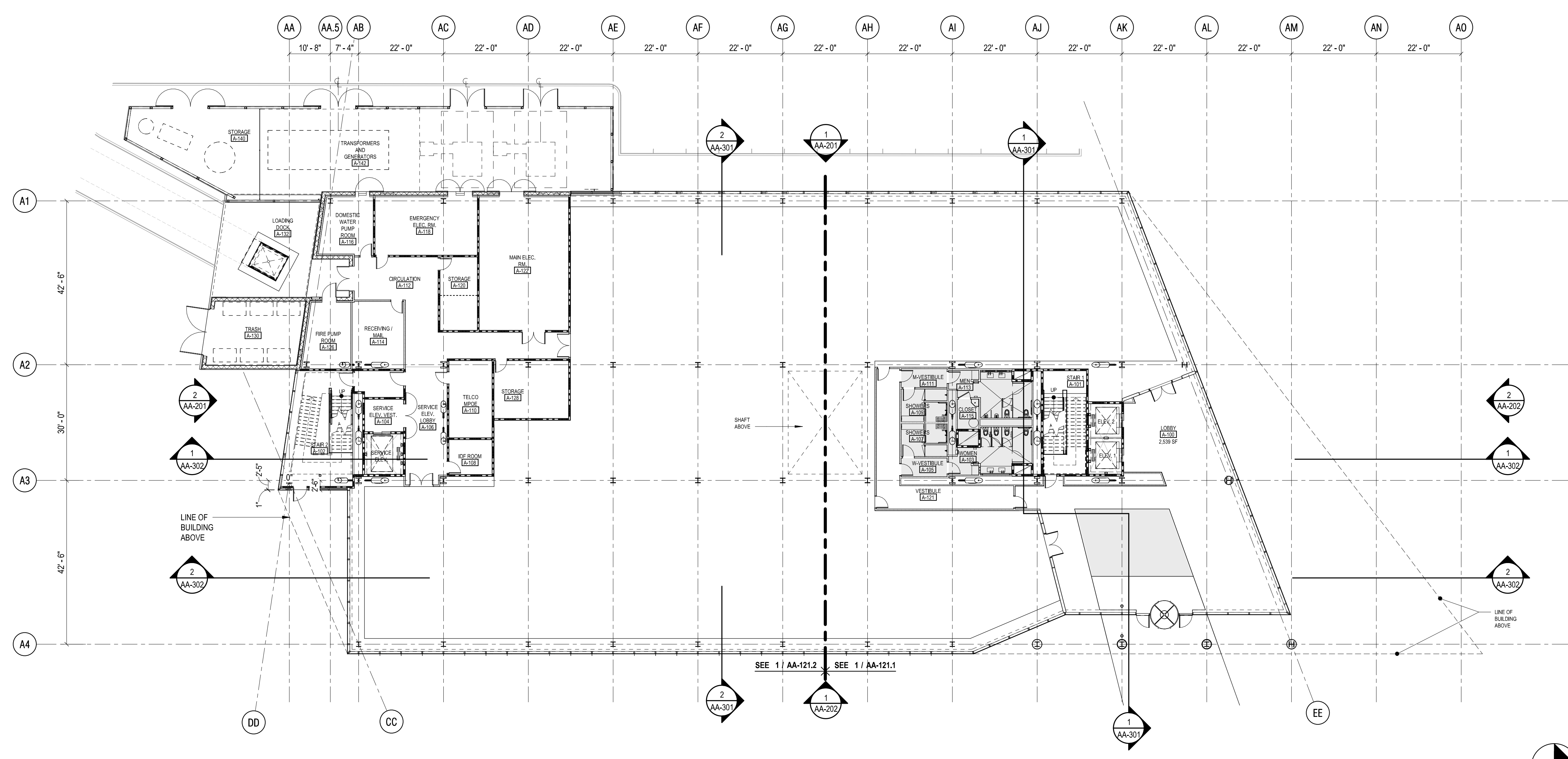
**SHEET KEYNOTES**

- PROVIDE TEMPORARY WALLS AND DOOR FOR ELEVATOR LOBBY AS REQUIRED FOR OCCUPANCY - TENANT TO PROVIDE ELEVATOR LOBBY DESIGN AS PART OF PROJECT FIT-OUT

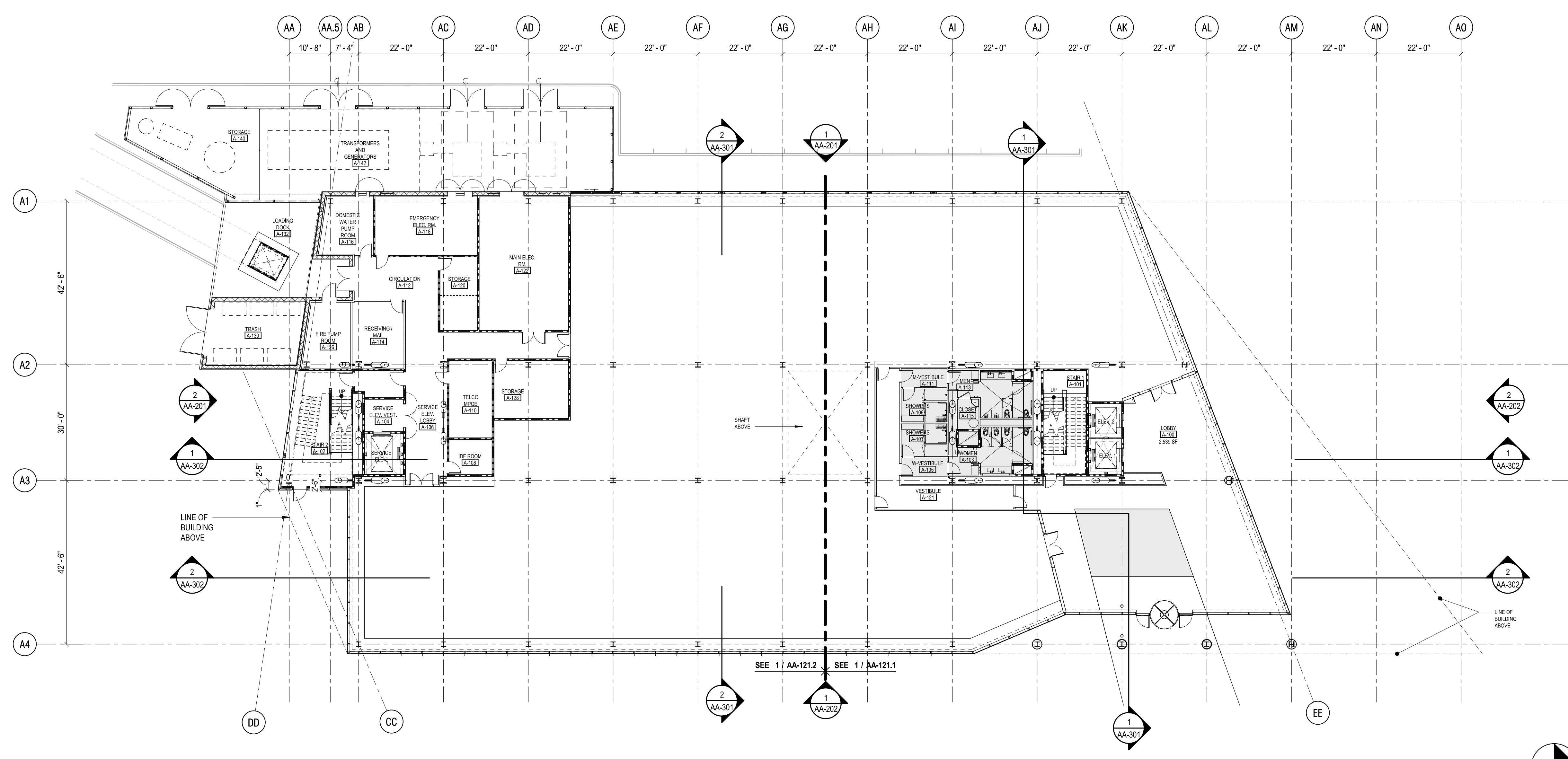
**FLOOR PLAN LEGEND**

- 1 HOUR FIRE AND SMOKE BARRIER
- 2 HOUR FIRE AND SMOKE BARRIER
- DEPRESSED SLAB
- LOBBY FLOOR GRATE

**2 OVERALL FLOOR PLAN - BUILDING A - LEVEL 2**  
 1/16" = 1'-0"



**1 OVERALL FIRST FLOOR PLAN - BUILDING A**  
 1/16" = 1'-0"



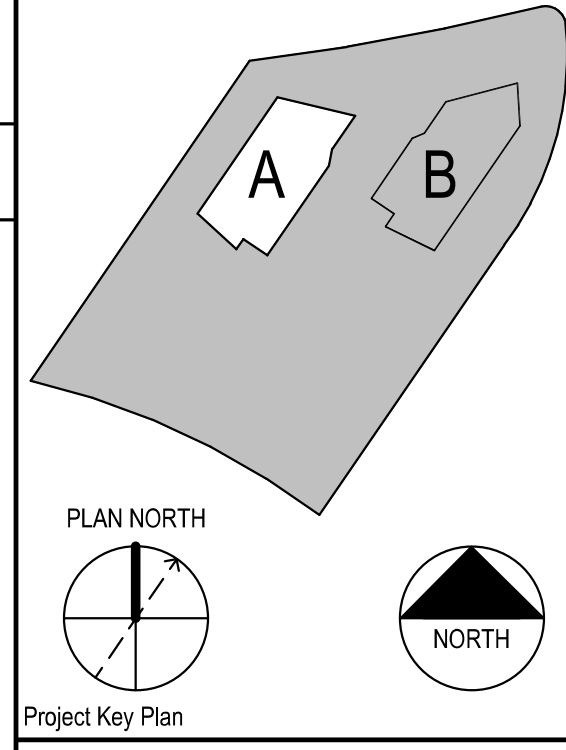
**GENERAL SHEET NOTES**

- BUILDING INTERIOR CONSTRUCTION TO INCLUDE RESTROOMS ON ALL LEVELS AND SHOWERS ON LEVEL ONE. ON ALL OTHER LEVELS COORDINATE SLAB DEPRESSIONS FOR FINISH FLOOR. ACTUAL CONSTRUCTION TO BE PROVIDED AS A PART OF THE TENANT IMPROVEMENT PACKAGE.
- ENTRY AND ELEVATOR LOBBY TO BE PROVIDED WITH TEMPORARY FIRE AND LIFE SAFETY REQUIREMENTS AS REQUIRED BY CODE. FINAL ENTRY AND ELEVATOR LOBBY PACKAGE WILL BE ISSUED AS DEFERRED SUBMITTALS.
- PROVIDE AUTOMATIC DOOR OPENER AND SECURITY CARD READER AT BUILDING MAIN ENTRY MOUNTED ON EXTERIOR BOLLARDS.
- PROVIDE FE'S AND FEC'S AT LOBBY AND CORE AREAS PER CODE AS LOCATED ON FIRE AND LIFE SAFETY DRAWINGS, TYP.
- PROVIDE SPRINKLER RISER DISTRIBUTION AS REQUIRED FOR FULL BUILDING. PROVIDE SPRINKLERS FOR CORE AREAS AND BUILDING LOBBY. FUTURE TENANTS TO PROVIDE FULL COVERAGE SPRINKLERS FOR REMAINING SPACE.
- CONTRACTOR TO PROVIDE FIREPROOFING AS REQUIRED.
- COORDINATE FIRE RISER LOCATION IN EXIT STAIRS AS REQUIRED.
- PROVIDE TEMP. RATED WALL AND DOOR AT ELEVATOR LOBBIES, TYP. FOR TCO.
- SEE ENLARGED PLANS FOR ADDITIONAL DIMENSIONS, TYP., UON.
- SEE ENLARGED PLANS FOR DOOR NUMBERING.
- SEE ASA-220 SERIES FOR TOP OF THE SLAB ELEVATIONS.
- SEE A-160 SERIES FOR ADDITIONAL INFORMATION ON THE GEOMETRY OF THE CURTAIN WALL.
- PROVIDE RECEPTION DESK AT MAIN LOBBY.
- PROVIDE CARD READERS AT THE FOLLOWING LOCATIONS: ENTRY DOORS, DESTINATION CONTROLS FOR ELEVATORS, INSIDE SERVICE ELEVATORS, ELEVATOR CONTROL ROOM, STAIRS AT LEVEL 1, ACCESS TO EACH LEVEL FROM STAIRWELL, SERVICE ENTRIES, EXTERIOR CHEMICAL STORAGE ROOMS, AND PARKING GARAGE ENTRIES. CONTRACTOR TO COORDINATE INSTALLATION AS REQUIRED.
- ALL WALLS TO BE TYPE AD UON.
- COORDINATE ALL CONSTRUCTION WITH MEP DESIGN BUILD WORK.
- CONTRACTOR TO REVIEW SIZE AND INSTALLATION OF ALL ACCESS PANELS WITH ARCHITECT PRIOR TO INSTALLATION.

**Flad Architects**  
 650 CALIFORNIA ST.  
 17TH FLOOR  
 SAN FRANCISCO, CA  
 94108



Stamps & Approvals



**SHEET KEYNOTES**

- PROVIDE TEMPORARY WALLS AND DOOR FOR ELEVATOR LOBBY AS REQUIRED FOR OCCUPANCY - TENANT TO PROVIDE ELEVATOR LOBBY DESIGN AS PART OF PROJECT FIT-OUT

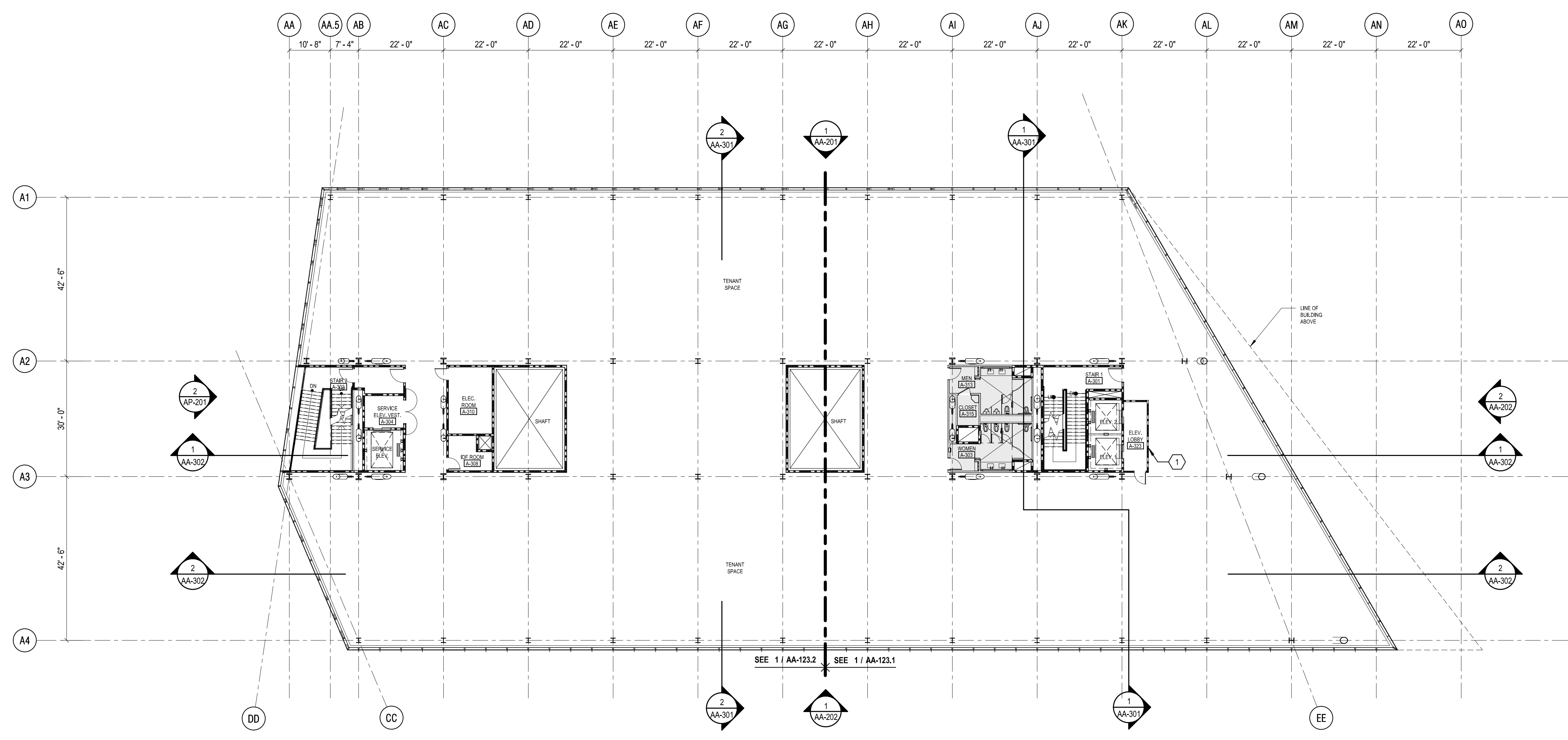
**FLOOR PLAN LEGEND**

- 1 HOUR FIRE AND SMOKE BARRIER
- 2 HOUR FIRE AND SMOKE BARRIER
- DEPRESSED SLAB
- LOBBY FLOOR GRATE

**Healthpeak**  
 496 Forbes Boulevard  
 South San Francisco  
 CA, 94080

Project Phase ISSUED FOR PERMIT		
Date 07/15/21	Drawn By FLAD	
Project Number 19418-33	Checked By FLAD	
Sheet Title <b>OVERALL PLANS - BUILDING A - LEVEL 3 &amp; 4</b>		
Sheet Number <b>AA-022</b>	Package No. <b>5</b>	Rev. No.

**2 OVERALL FLOOR PLAN - BUILDING A - LEVEL 4**  
 1/16" = 1'-0"



**1 OVERALL FLOOR PLAN - BUILDING A - LEVEL 3**  
 1/16" = 1'-0"



**GENERAL SHEET NOTES**

- BUILDING INTERIOR CONSTRUCTION TO INCLUDE RESTROOMS ON ALL LEVELS AND SHOWERS ON LEVEL ONE. ON ALL OTHER LEVELS COORDINATE SLAB DEPRESSIONS FOR FINISH FLOOR. ACTUAL CONSTRUCTION TO BE PROVIDED AS A PART OF THE TENANT IMPROVEMENT PACKAGE.
- ENTRY AND ELEVATOR LOBBY TO BE PROVIDED WITH TEMPORARY FIRE AND LIFE SAFETY REQUIREMENTS AS REQUIRED BY CODE. FINAL ENTRY AND ELEVATOR LOBBY PACKAGE WILL BE ISSUED AS DEFERRED SUBMITTALS.
- PROVIDE AUTOMATIC DOOR OPENER AND SECURITY CARD READER AT BUILDING MAIN ENTRY MOUNTED ON EXTERIOR BOLLARDS.
- PROVIDE FE'S AND FEC'S AT LOBBY AND CORE AREAS PER CODE AS LOCATED ON FIRE AND LIFE SAFETY DRAWINGS, TYP.
- PROVIDE SPRINKLER RISER DISTRIBUTION AS REQUIRED FOR FULL BUILDING. PROVIDE SPRINKLERS FOR CORE AREAS AND BUILDING LOBBY. FUTURE TENANTS TO PROVIDE FULL COVERAGE SPRINKLERS FOR REMAINING SPACE.
- CONTRACTOR TO PROVIDE FIREPROOFING AS REQUIRED.
- COORDINATE FIRE RISER LOCATION IN EXIT STAIRS AS REQUIRED.
- PROVIDE TEMP. RATED WALL AND DOOR AT ELEVATOR LOBBIES, TYP. FOR TCO.
- SEE ENLARGED PLANS FOR ADDITIONAL DIMENSIONS, TYP., UON.
- SEE ENLARGED PLANS FOR DOOR NUMBERING.
- SEE ASA-020 SERIES FOR TOP OF THE SLAB ELEVATIONS.
- SEE A-160 SERIES FOR ADDITIONAL INFORMATION ON THE GEOMETRY OF THE CURTAIN WALL.
- PROVIDE RECEPTION DESK AT MAIN LOBBY.
- PROVIDE CARD READERS AT THE FOLLOWING LOCATIONS: ENTRY DOORS, DESTINATION CONTROLS FOR ELEVATORS, INSIDE SERVICE ELEVATORS, ELEVATOR CONTROL ROOM, STAIRS AT LEVEL 1, ACCESS TO EACH LEVEL FROM STAIRWELL, SERVICE ENTRIES, EXTERIOR CHEMICAL STORAGE ROOMS, AND PARKING GARAGE ENTRIES. CONTRACTOR TO COORDINATE INSTALLATION AS REQUIRED.
- ALL WALLS TO BE TYPE AND UON.
- COORDINATE ALL CONSTRUCTION WITH MEP DESIGN BUILD WORK.
- CONTRACTOR TO REVIEW SIZE AND INSTALLATION OF ALL ACCESS PANELS WITH ARCHITECT PRIOR TO INSTALLATION.

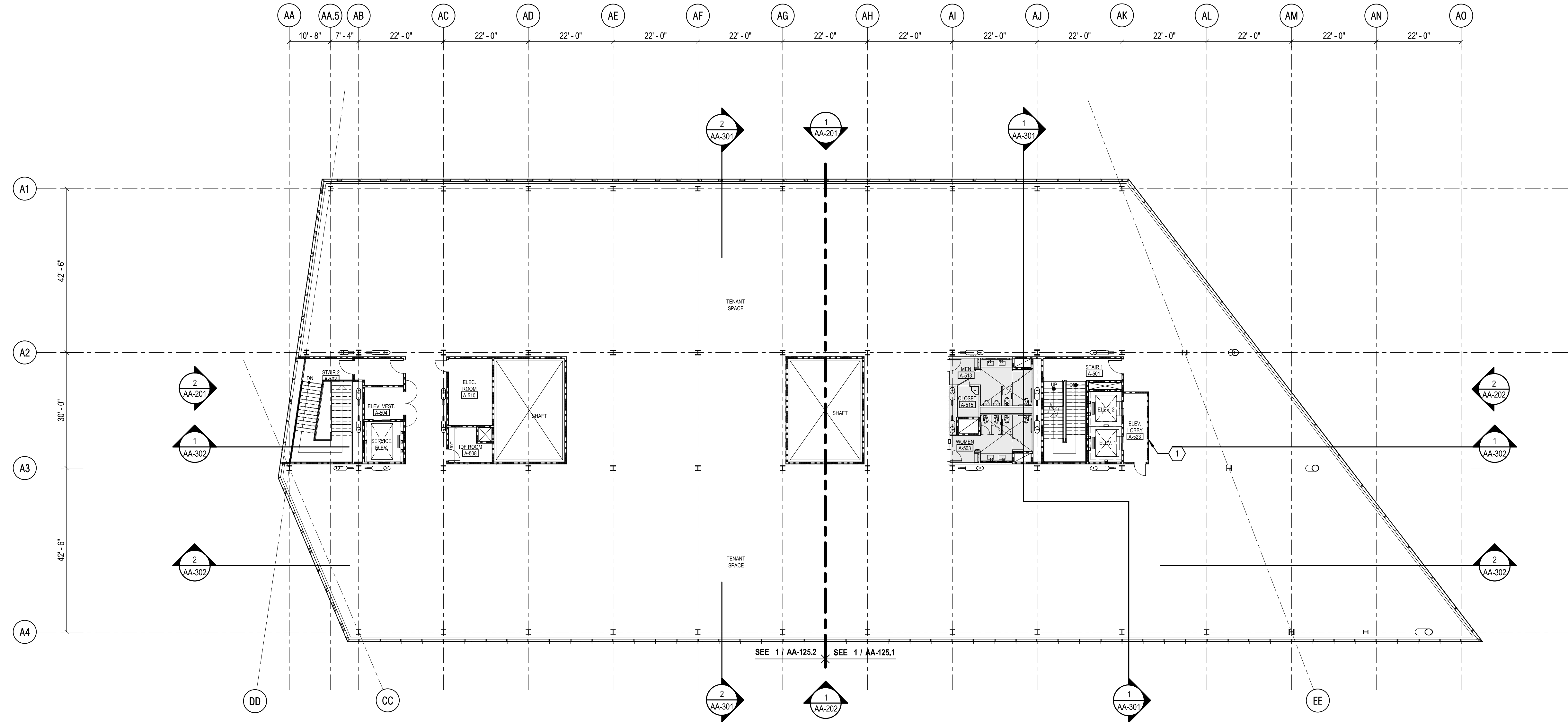
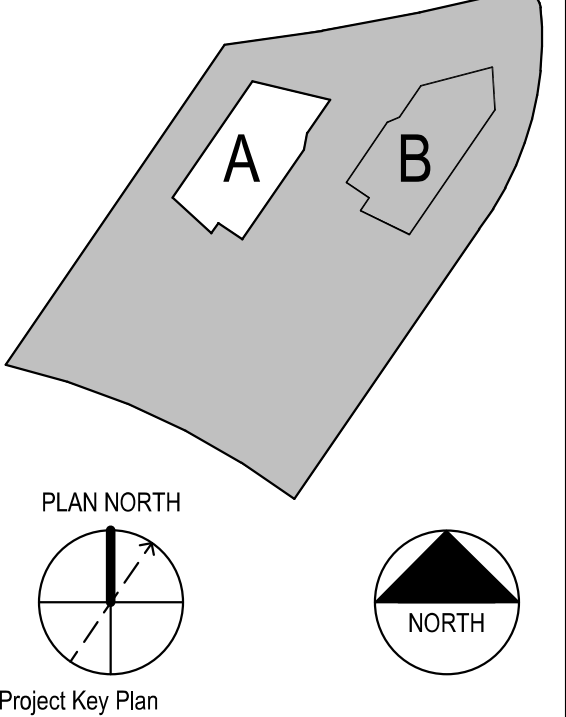
**Flad Architects**  
650 CALIFORNIA ST.  
17TH FLOOR  
SAN FRANCISCO, CA  
94108



Stamps & Approvals

**SHEET KEYNOTES**

- PROVIDE TEMPORARY WALLS AND DOOR FOR ELEVATOR LOBBY AS REQUIRED FOR OCCUPANCY. TENANT TO PROVIDE ELEVATOR LOBBY DESIGN AS PART OF PROJECT FIT-OUT.



**1 OVERALL FLOOR PLAN - BUILDING A - LEVEL 5**  
1/16" = 1'-0"

**FLOOR PLAN LEGEND**

- 1 HOUR FIRE AND SMOKE BARRIER
- 2 HOUR FIRE AND SMOKE BARRIER
- DEPRESSED SLAB
- LOBBY FLOOR GRATE

04/29/2019 SCHEMATIC DESIGN

Rev	Date	Description

Project Title



**Healthpeak**  
496 Forbes Boulevard  
South San Francisco  
CA, 94080

Project Phase  
ISSUED FOR PERMIT

Date	07/15/21	Drawn By	FLAD
Project Number	19418-33	Checked By	FLAD

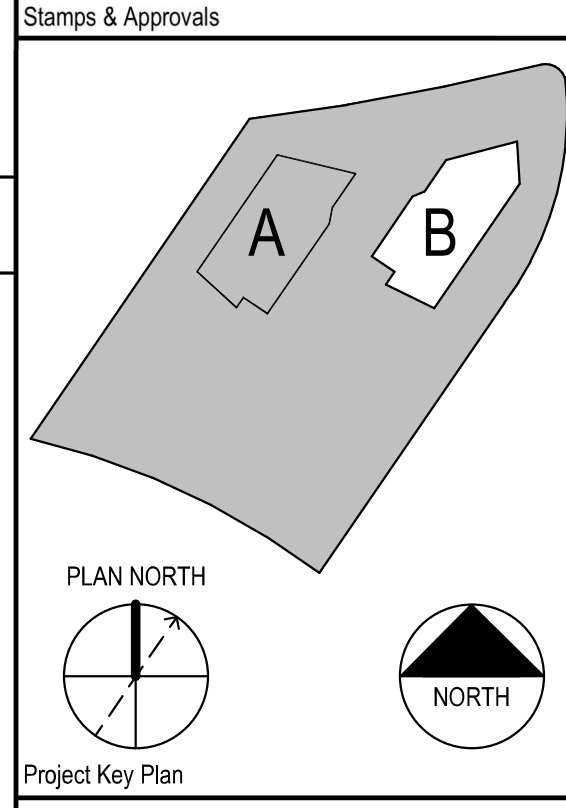
Sheet Title  
**OVERALL PLANS - BUILDING A - LEVEL 5**

Sheet Number	AA-023	Package No.	5	Rev. No.	
--------------	--------	-------------	---	----------	--

**GENERAL SHEET NOTES**

- BUILDING INTERIOR CONSTRUCTION TO INCLUDE RESTROOMS ON ALL LEVELS AND SHOWERS ON LEVEL ONE. ON ALL OTHER LEVELS COORDINATE SLAB DEPRESSIONS FOR FINISH FLOOR. ACTUAL CONSTRUCTION TO BE PROVIDED AS A PART OF THE TENANT IMPROVEMENT PACKAGE.
- ENTRY AND ELEVATOR LOBBY TO BE PROVIDED WITH TEMPORARY FIRE AND LIFE SAFETY REQUIREMENTS AS REQUIRED BY CODE. FINAL ENTRY AND ELEVATOR LOBBY PACKAGE WILL BE ISSUED AS DEFERRED SUBMITTALS.
- PROVIDE AUTOMATIC DOOR OPENER AND SECURITY CARD READER AT BUILDING MAIN ENTRY MOUNTED ON EXTERIOR BOLLARDS.
- PROVIDE FE'S AND FEC'S AT LOBBY AND CORE AREAS PER CODE AS LOCATED ON FIRE AND LIFE SAFETY DRAWINGS, TYP.
- PROVIDE SPRINKLER RISER DISTRIBUTION AS REQUIRED FOR FULL BUILDING. PROVIDE SPRINKLERS FOR CORE AREAS AND BUILDING LOBBY. FUTURE TENANTS TO PROVIDE FULL COVERAGE SPRINKLERS FOR REMAINING SPACE.
- CONTRACTOR TO PROVIDE FIREPROOFING AS REQUIRED.
- COORDINATE FIRE RISER LOCATION IN EXIT STAIRS AS REQUIRED.
- PROVIDE TEMP. RATED WALL AND DOOR AT ELEVATOR LOBBIES, TYP. FOR TCO.
- SEE ENLARGED PLANS FOR ADDITIONAL DIMENSIONS, TYP., UON.
- SEE ENLARGED PLANS FOR DOOR NUMBERING.
- SEE ASB-020 SERIES FOR TOP OF THE SLAB ELEVATIONS.
- SEE A-160 SERIES FOR ADDITIONAL INFORMATION ON THE GEOMETRY OF THE CURTAIN WALL.
- PROVIDE RECEPTION DESK AT MAIN LOBBY.
- PROVIDE CARD READERS AT THE FOLLOWING LOCATIONS: ENTRY DOORS, DESTINATION CONTROLS FOR ELEVATORS, INSIDE SERVICE ELEVATORS, ELEVATOR CONTROL ROOM, STAIRS AT LEVEL 1, ACCESS TO EACH LEVEL FROM STAIRWELL, SERVICE ENTRIES, EXTERIOR CHEMICAL STORAGE ROOMS, AND PARKING GARAGE ENTRIES. CONTRACTOR TO COORDINATE INSTALLATION AS REQUIRED.
- ALL WALLS TO BE TYPE AID UON.
- COORDINATE ALL CONSTRUCTION WITH MEP DESIGN BUILD WORK.
- CONTRACTOR TO REVIEW SIZE AND INSTALLATION OF ALL ACCESS PANELS WITH ARCHITECT PRIOR TO INSTALLATION.

**Flad Architects**  
 650 CALIFORNIA ST.  
 17TH FLOOR  
 SAN FRANCISCO, CA  
 94108



**SHEET KEYNOTES**

- PROVIDE TEMPORARY WALLS AND DOOR FOR ELEVATOR LOBBY AS REQUIRED FOR OCCUPANCY - TENANT TO PROVIDE ELEVATOR LOBBY DESIGN AS PART OF PROJECT FIT-OUT

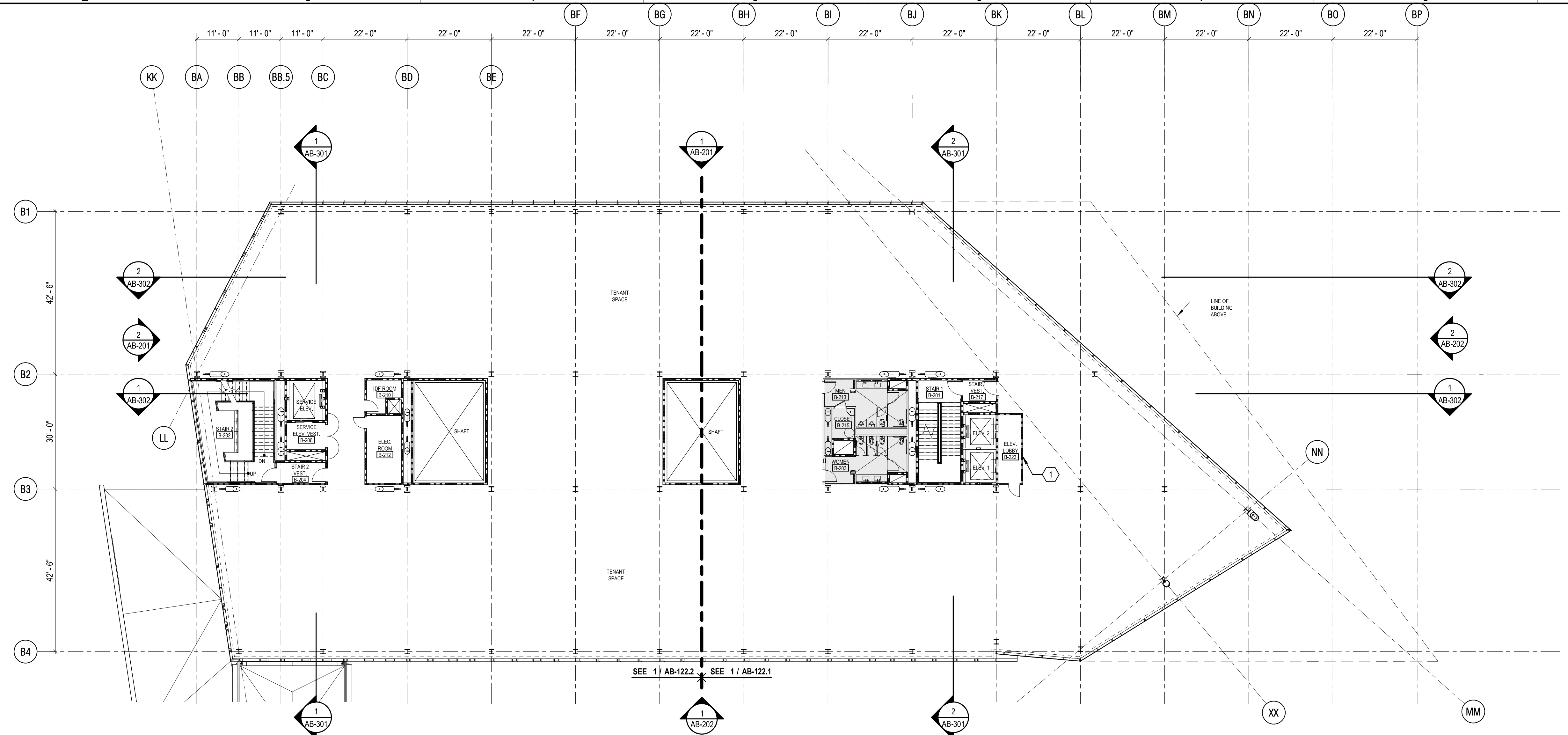
**FLOOR PLAN LEGEND**

- 1 HOUR FIRE AND SMOKE BARRIER
- 2 HOUR FIRE AND SMOKE BARRIER
- DEPRESSED SLAB
- LOBBY FLOOR GRATE

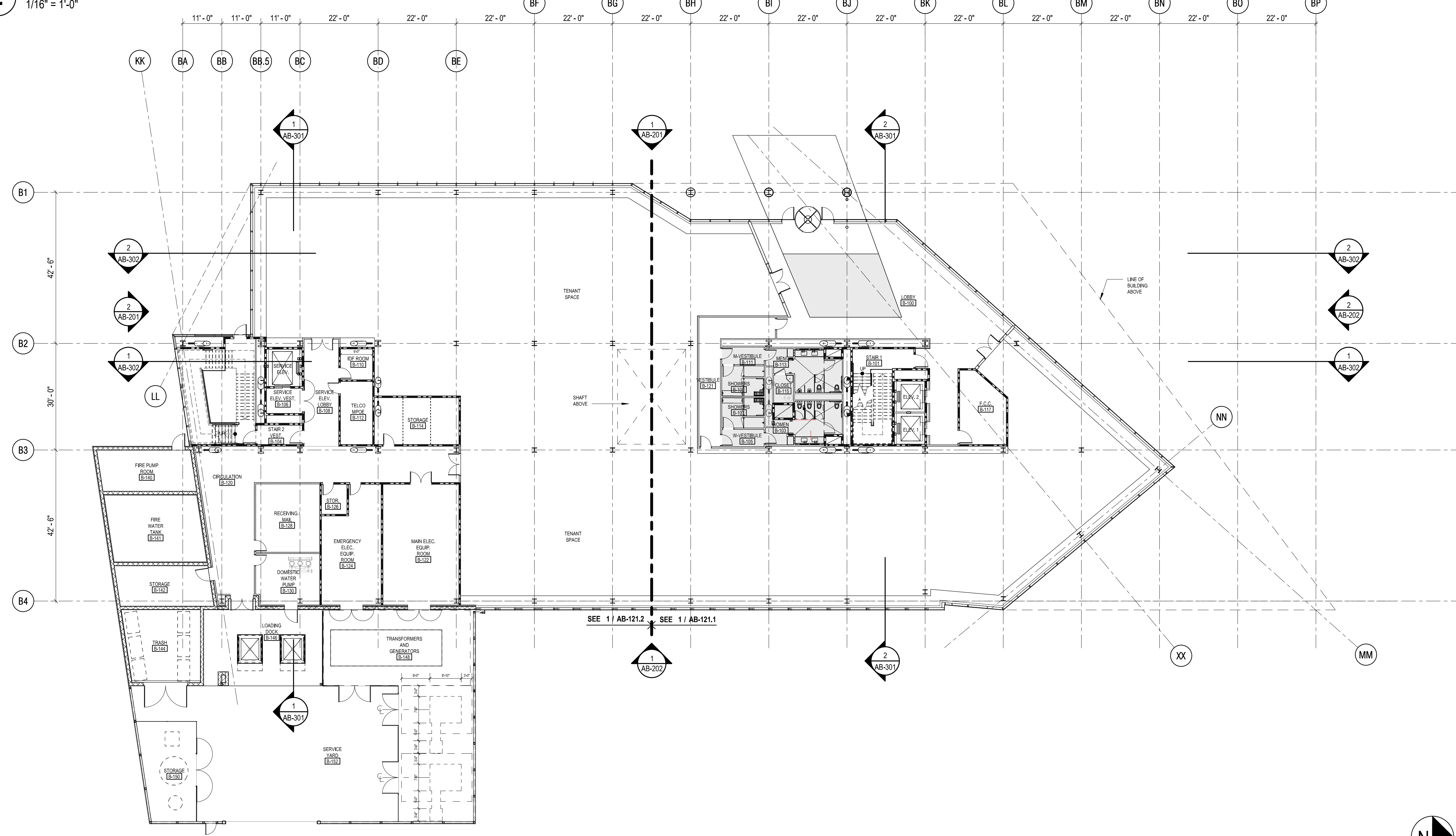
Rev	Date	Description

Project Title		<p><b>Healthpeak</b> PROPERTIES</p>
Project Phase		
Date	Drawn By	<p><b>Healthpeak</b>                  498 Forbes Boulevard                  South San Francisco                  CA, 94080</p>
Project Number	Checked By	
Sheet Title		<p><b>OVERALL PLANS - BUILDING B - LEVEL 1 &amp; 2</b></p>
Sheet Number	Package No. Rev. No.	
<b>AB-021</b>	<b>7</b>	

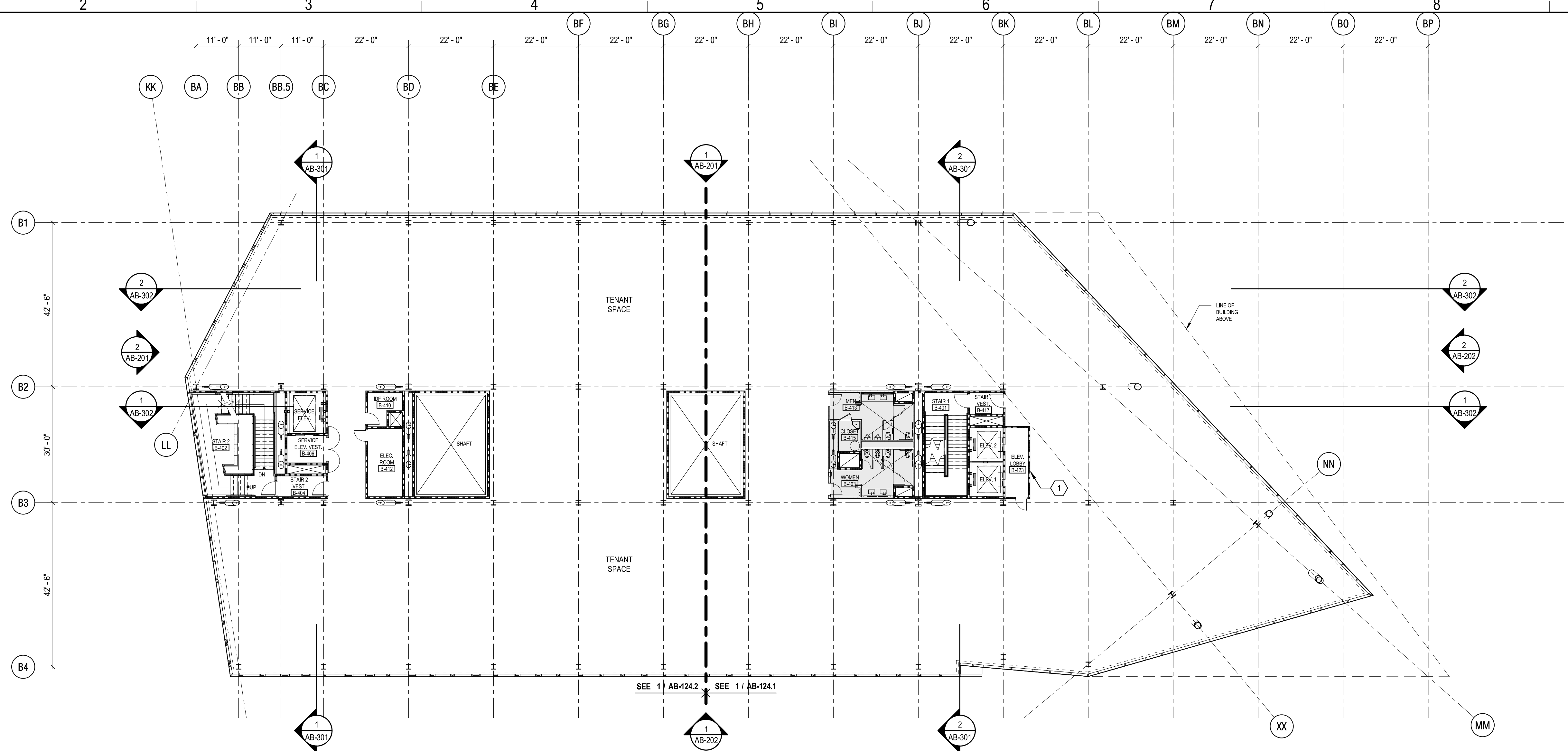


**2 BUILDING B - OVERALL FLOOR PLAN - LEVEL 2**  
 1/16" = 1'-0"

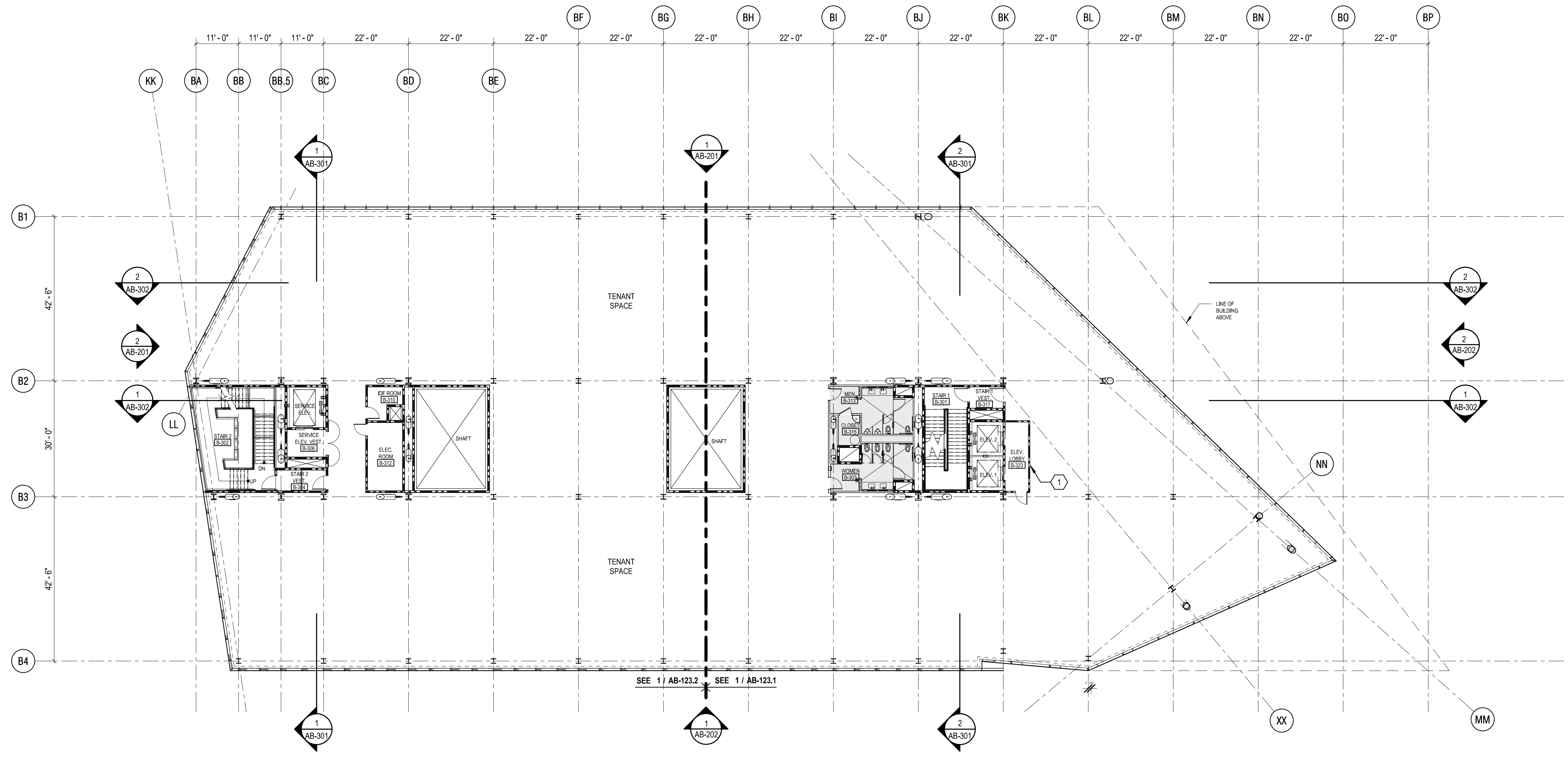


**1 BUILDING B - OVERALL FLOOR PLAN - LEVEL 1**  
 1/16" = 1'-0"

BM 300101PC - 19416333 - Vantage Phase 1/A-19416333-CP-008ES-BLDG-B.mxd  
 7/14/2021 6:38:03 PM



**2 BUILDING B - OVERALL FLOOR PLAN - LEVEL 4**  
1/16" = 1'-0"

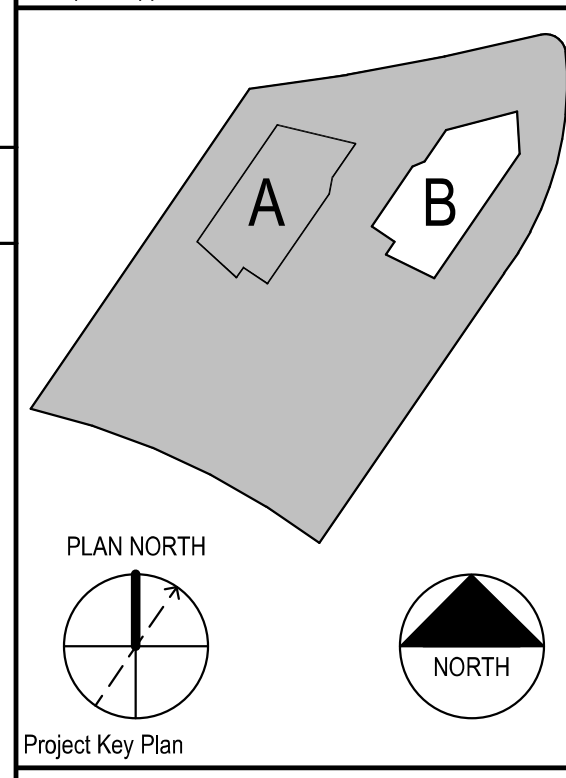


**1 BUILDING B - OVERALL FLOOR PLAN - LEVEL 3**  
1/16" = 1'-0"

**GENERAL SHEET NOTES**

- BUILDING INTERIOR CONSTRUCTION TO INCLUDE RESTROOMS ON ALL LEVELS AND SHOWERS ON LEVEL ONE. ON ALL OTHER LEVELS COORDINATE SLAB DEPRESSIONS FOR FINISH FLOOR. ACTUAL CONSTRUCTION TO BE PROVIDED AS A PART OF THE TENANT IMPROVEMENT PACKAGE.
- ENTRY AND ELEVATOR LOBBY TO BE PROVIDED WITH TEMPORARY FIRE AND LIFE SAFETY REQUIREMENTS AS REQUIRED BY CODE. FINAL ENTRY AND ELEVATOR LOBBY PACKAGE WILL BE ISSUED AS DEFERRED SUBMITTALS.
- PROVIDE AUTOMATIC DOOR OPENER AND SECURITY CARD READER AT BUILDING MAIN ENTRY MOUNTED ON EXTERIOR BOLLARDS.
- PROVIDE FE'S AND FECS AT LOBBY AND CORE AREAS PER CODE AS LOCATED ON FIRE AND LIFE SAFETY DRAWINGS, TYP.
- PROVIDE SPRINKLER RISER DISTRIBUTION AS REQUIRED FOR FULL BUILDING. PROVIDE SPRINKLERS FOR CORE AREAS AND BUILDING LOBBY. FUTURE TENANTS TO PROVIDE FULL COVERAGE SPRINKLERS FOR REMAINING SPACE.
- CONTRACTOR TO PROVIDE FIREPROOFING AS REQUIRED.
- COORDINATE FIRE RISER LOCATION IN EXIT STAIRS AS REQUIRED.
- PROVIDE TEMP. RATED WALL AND DOOR AT ELEVATOR LOBBIES. TYP. FOR TCO.
- SEE ENLARGED PLANS FOR ADDITIONAL DIMENSIONS, TYP., UON.
- SEE ENLARGED PLANS FOR DOOR NUMBERING.
- SEE ASB-020 SERIES FOR TOP OF THE SLAB ELEVATIONS.
- SEE A-160 SERIES FOR ADDITIONAL INFORMATION ON THE GEOMETRY OF THE CURTAIN WALL.
- PROVIDE RECEPTION DESK AT MAIN LOBBY.
- PROVIDE CARD READERS AT THE FOLLOWING LOCATIONS: ENTRY DOORS, DESTINATION CONTROLS FOR ELEVATORS, INSIDE SERVICE ELEVATORS, ELEVATOR CONTROL ROOM, STAIRS AT LEVEL 1, ACCESS TO EACH LEVEL FROM STAIRWELL, SERVICE ENTRIES, EXTERIOR CHEMICAL STORAGE ROOMS, AND PARKING GARAGE ENTRIES. CONTRACTOR TO COORDINATE INSTALLATION AS REQUIRED.
- ALL WALLS TO BE TYPE A04 UON.
- COORDINATE ALL CONSTRUCTION WITH MEP DESIGN BUILD WORK.
- CONTRACTOR TO REVIEW SIZE AND INSTALLATION OF ALL ACCESS PANELS WITH ARCHITECT PRIOR TO INSTALLATION.

**Flad Architects**  
450 CALIFORNIA ST.  
17TH FLOOR  
SAN FRANCISCO, CA  
94108



**SHEET KEYNOTES**

- PROVIDE TEMPORARY WALLS AND DOOR FOR ELEVATOR LOBBY AS REQUIRED FOR OCCUPANCY - TENANT TO PROVIDE ELEVATOR LOBBY DESIGN AS PART OF PROJECT FIT-OUT

**FLOOR PLAN LEGEND**

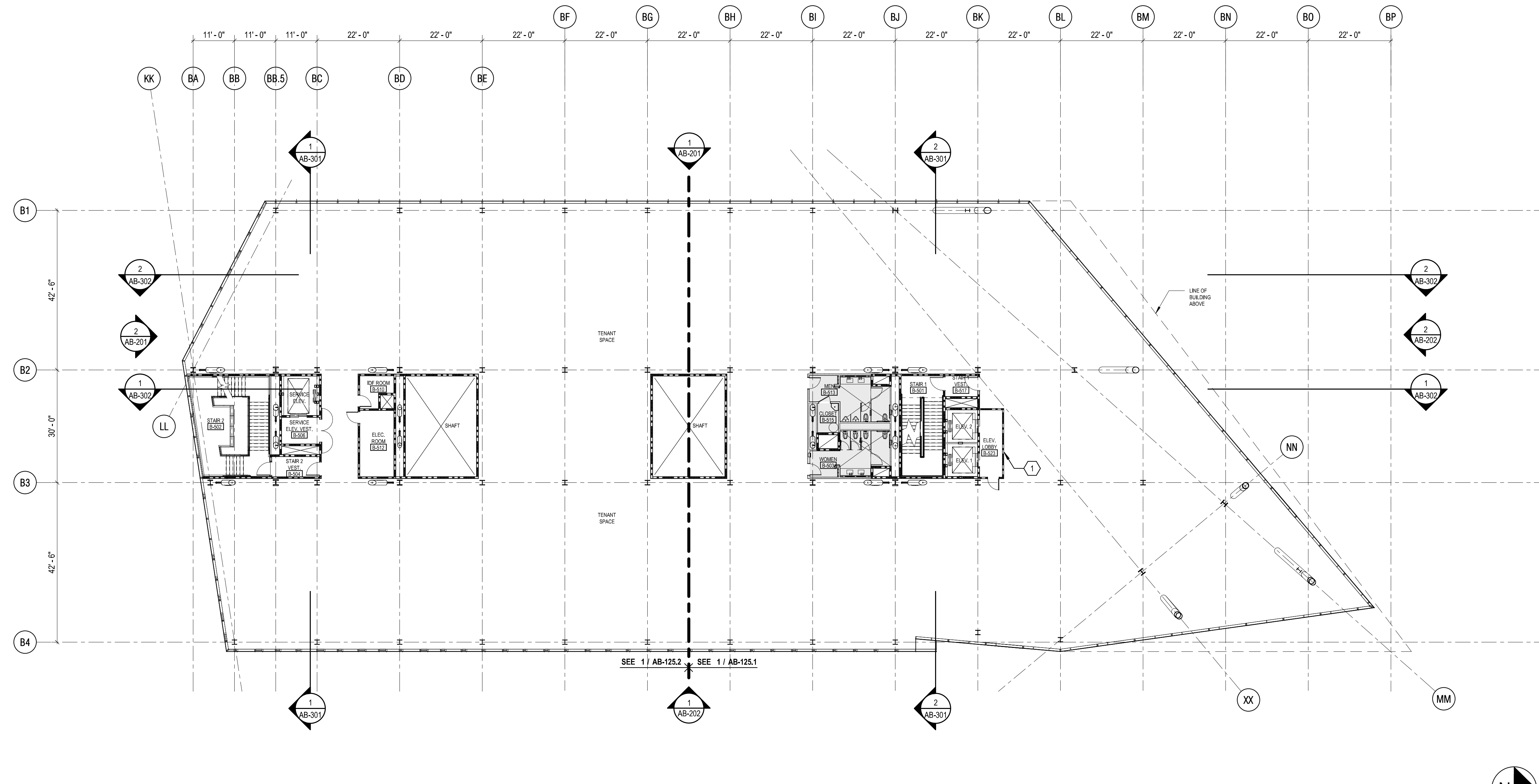
- 1 HOUR FIRE AND SMOKE BARRIER
- 2 HOUR FIRE AND SMOKE BARRIER
- DEPRESSED SLAB
- LOBBY FLOOR GRATE

04/29/2019 SCHEMATIC DESIGN	
Rev	Description
Project Title	
<b>Healthpeak</b> 498 Forbes Boulevard South San Francisco CA, 94080	
Building A, Building B and Parking Structure	
Project Phase	
ISSUED FOR PERMIT	
Date	Drawn By
07/15/21	FLAD
Project Number	Checked By
19418-33	FLAD
Sheet Title	
<b>OVERALL PLANS - BUILDING B - LEVEL 3 &amp; 4</b>	
Sheet Number	Package No. Rev. No.
<b>AB-022</b>	<b>7</b>

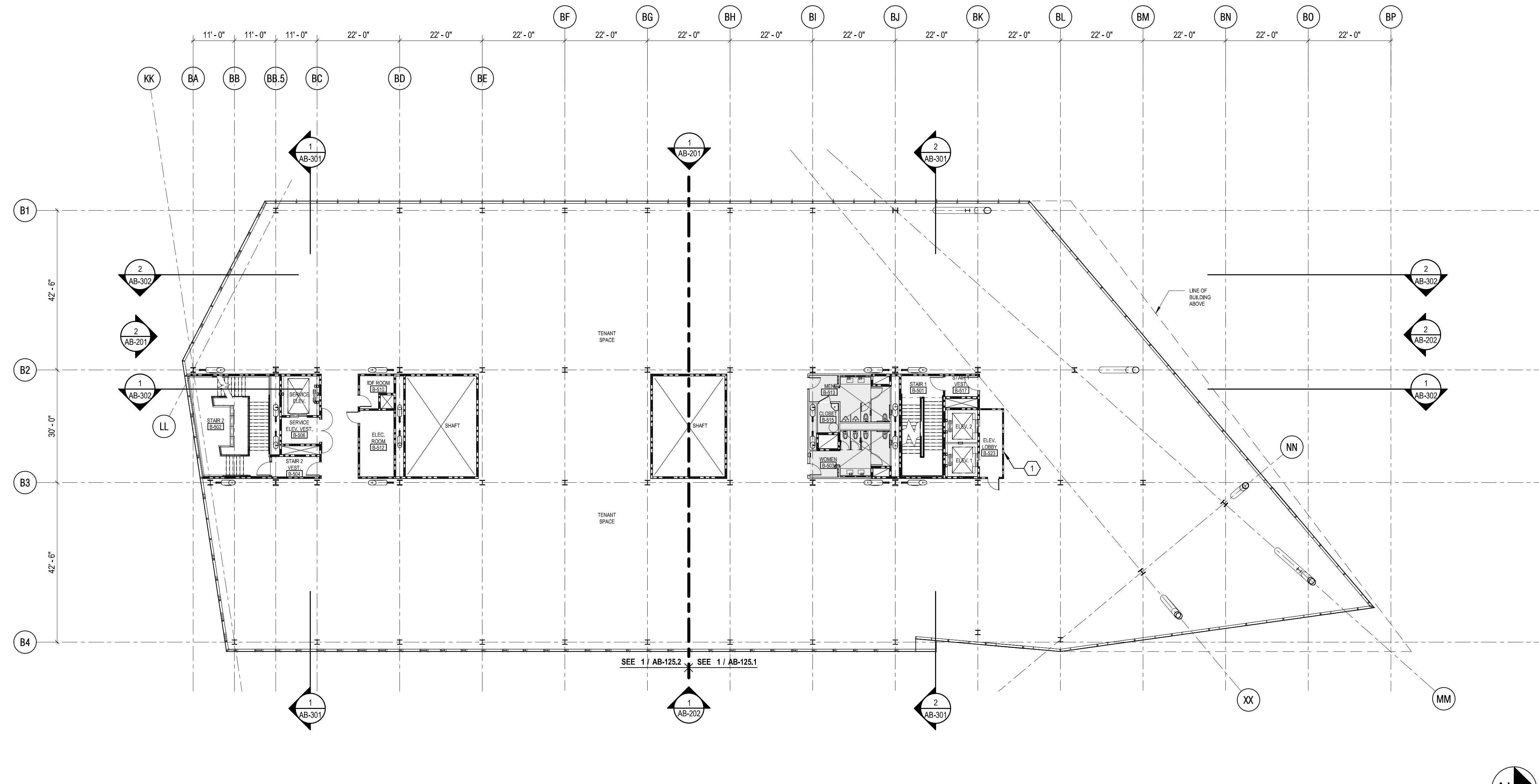
BM 3003\HCP - 19418-33 - Vantage Phase 1\A-19418-HCP-FORBES-BLDG-6.rvt  
 7/14/2021 6:36:12 PM

BM 3003\HCP - 19418-33 - Vantage Phase 1\A-19418-33\HCP-FORBES-BLDG-6.rvt  
7/14/2021 6:38:21 PM

**2 BUILDING B - OVERALL FLOOR PLAN - LEVEL 6**  
1/16" = 1'-0"




**1 BUILDING B - OVERALL FLOOR PLAN - LEVEL 5**  
1/16" = 1'-0"



**GENERAL SHEET NOTES**

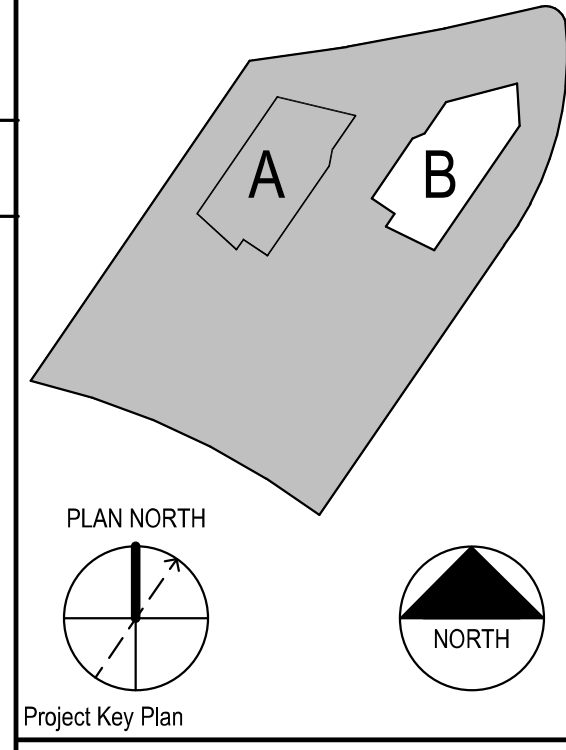
- BUILDING INTERIOR CONSTRUCTION TO INCLUDE RESTROOMS ON ALL LEVELS AND SHOWERS ON LEVEL ONE. ON ALL OTHER LEVELS COORDINATE SLAB DEPRESSIONS FOR FINISH FLOOR. ACTUAL CONSTRUCTION TO BE PROVIDED AS A PART OF THE TENANT IMPROVEMENT PACKAGE.
- ENTRY AND ELEVATOR LOBBY TO BE PROVIDED WITH TEMPORARY FIRE AND LIFE SAFETY REQUIREMENTS AS REQUIRED BY CODE. FINAL ENTRY AND ELEVATOR LOBBY PACKAGE WILL BE ISSUED AS DEFERRED SUBMITTALS.
- PROVIDE AUTOMATIC DOOR OPENER AND SECURITY CARD READER AT BUILDING MAIN ENTRY MOUNTED ON EXTERIOR BOLLARDS.
- PROVIDE FE'S AND FEC'S AT LOBBY AND CORE AREAS PER CODE AS LOCATED ON FIRE AND LIFE SAFETY DRAWINGS, TYP.
- PROVIDE SPRINKLER RISER DISTRIBUTION AS REQUIRED FOR FULL BUILDING. PROVIDE SPRINKLERS FOR CORE AREAS AND BUILDING LOBBY. FUTURE TENANTS TO PROVIDE FULL COVERAGE SPRINKLERS FOR REMAINING SPACE.
- CONTRACTOR TO PROVIDE FIREPROOFING AS REQUIRED.
- COORDINATE FIRE RISER LOCATION IN EXIT STAIRS AS REQUIRED.
- PROVIDE TEMP. RATED WALL AND DOOR AT ELEVATOR LOBBIES. TYP. FOR TCO.
- SEE ENLARGED PLANS FOR ADDITIONAL DIMENSIONS, TYP., UON.
- SEE ENLARGED PLANS FOR DOOR NUMBERING.
- SEE ASB-203 SERIES FOR TOP OF THE SLAB ELEVATIONS.
- SEE A-160 SERIES FOR ADDITIONAL INFORMATION ON THE GEOMETRY OF THE CURTAIN WALL.
- PROVIDE RECEPTION DESK AT MAIN LOBBY.
- PROVIDE CARD READERS AT THE FOLLOWING LOCATIONS: ENTRY DOORS, DESTINATION CONTROLS FOR ELEVATORS, INSIDE SERVICE ELEVATORS, ELEVATOR CONTROL ROOM, STAIRS AT LEVEL 1, ACCESS TO EACH LEVEL FROM STAIRWELL, SERVICE ENTRIES, EXTERIOR CHEMICAL STORAGE ROOMS, AND PARKING GARAGE ENTRIES. CONTRACTOR TO COORDINATE INSTALLATION AS REQUIRED.
- ALL WALLS TO BE TYPE AFD UON.
- COORDINATE ALL CONSTRUCTION WITH MEP DESIGN BUILD WORK.
- CONTRACTOR TO REVIEW SIZE AND INSTALLATION OF ALL ACCESS PANELS WITH ARCHITECT PRIOR TO INSTALLATION.

**Flad Architects**  
450 CALIFORNIA ST.  
17TH FLOOR  
SAN FRANCISCO, CA  
94108



**SHEET KEYNOTES**

- PROVIDE TEMPORARY WALLS AND DOOR FOR ELEVATOR LOBBY AS REQUIRED FOR OCCUPANCY - TENANT TO PROVIDE ELEVATOR LOBBY DESIGN AS PART OF PROJECT FIT-OUT



04/29/2019 SCHEMATIC DESIGN

Rev	Date	Description

Project Title



**Healthpeak**  
498 Forbes Boulevard  
South San Francisco  
CA, 94080

Building A, Building B and Parking Structure

Project Phase  
ISSUED FOR PERMIT

Date	07/15/21	Drawn By	FLAD
Project Number	19418-33	Checked By	FLAD

**FLOOR PLAN LEGEND**

- 1 HOUR FIRE AND SMOKE BARRIER
- 2 HOUR FIRE AND SMOKE BARRIER
- DEPRESSED SLAB
- LOBBY FLOOR GRATE

**OVERALL PLANS - BUILDING B - LEVEL 5 & 6**

Sheet Number	AB-023	Package No.	7	Rev. No.	
--------------	--------	-------------	---	----------	--